

ECONOMY AND PRODUCTIVITY THAT ARE OFF THE CHARTS.











With a Replaceable Ink Pack System (RIPS), the Epson WorkForce Pro WF-C869R is designed to fit all your business printing needs. Save printing costs and minimise downtime with high-capacity ink packs capable of printing up to 86,000 pages in black or 84,000 pages in colour. Achieve high-quality and high-speed printing with Epson's PrecisionCore™ printhead, with draft print speeds of up to 35ppm and resolutions of up to 4,800 x 1,200 dpi.



With option of large or standard ink packs.



WorkForce Pro WF-C869R WorkForce Pro WF-C869RTC

- 
 Up to 86,000 Pages* Ink Packs
- 
 Draft Print Speed 35 ppm
- 
 Duplex Print, Scan, Copy, Email
- 
 Print Up to A3+
- 
 Epson Connect
- 
 Ethernet
- 
 Wi-Fi Direct
- 
 Open Platform Enabled

ENGINEERED FOR BUSINESS

<p>High Quality and Productivity</p> <p>Print up to 4,800 x 1,200 dpi and enjoy unparalleled productivity with no warm-up time and fast first page out time of less than 6 seconds.</p>	<p>Versatile Paper Handling</p> <p>Expand paper handling capabilities with optional paper cassettes and a rear tray for special media such as envelopes and labels.</p>	<p>Exceptional Low Running Costs, Energy Usage</p> <p>Maximise cost-savings with Epson's extremely high-yield replaceable ink packs, capable of printing up to 86,000 pages in black or 84,000 pages in colour. And no heat, no fuser printing enables up to 87% reduction in energy use*</p>
--	--	--



*Up to 86,000 pages in black or 84,000 pages in colour. Energy use comparison using an average of 29 models as at september 18

Equipped with high-yield replaceable ink packs and powered by PrecisionCore™ technology, the WF-C869R has the quality and performance required for office printing.

Best-in-class Colour Print Quality



Epson's revolutionary PrecisionCore print technology delivers the best of both worlds for your office. Default print speeds of 24ppm, and draft print speeds of up to 35 ppm, supports your general office printing.

To empower your sales and marketing collateral print colour up to 4800 x 1200 dpi, best-in-class print quality that can provide your business a genuine competitive edge.

Exceptional Low Running Costs, maximum up time



Available in standard or large yield ink packs.



Epson's revolutionary Replaceable Ink Pack System (RIPS), gives you uninterrupted printing of up to 86,000 pages in black or up to 84,000 pages in colour. With such page yields, you enjoy maximum cost savings and minimum running costs, together with minimal staff interruptions and maximum uptime.

Versatile Paper Handling

The WF-C869R can be upgraded with additional paper cassettes to support up to 1,835 sheets input capacity. Paper of different sizes can be placed in the different cassettes for automatic selection. The rear tray enables the use of special media such as photo media, envelopes and labels. What's more, a cabinet can be added for convenient storage of additional paper and spare consumables.



Consumables	Page Yield*	Order Code
Large Black Ink Pack	86,000 pages	C13T974100
Large Cyan Ink Pack	} 84,000 pages	C13T974200
Large Magenta Ink Pack		C13T974300
Large Yellow Ink Pack		C13T974400
Standard Black Ink Pack		C13T973100
Standard Cyan Ink Pack	} 22,000 pages	C13T973200
Standard Magenta Ink Pack		C13T973300
Standard Yellow Ink Pack		C13T973400
Maintenance Roller (1 st Paper Cassette)	200,000 pages	C13S210048
Maintenance Roller (2 nd -4 th Paper Cassette)	200,000 pages	C13S210049
Maintenance Box		C13T671400
Options		Order Code
500-sheets Optional Paper Cassette (two maximum)		C12C932611
Optional Cabinet		C12C932891
Authentication Device Table		C12C932921

* In accordance with ISO 24711/24712. Actual yields will vary for reasons including images printed, print settings, temperature and humidity. Yields may be lower when printing infrequently or predominantly with one ink colour. A variable amount of ink remains in the cartridges after the "replace cartridge" signal. Part of the ink from the first cartridges is used for priming the printer. Ink is used for both printing and printhead maintenance. All inks are used for both black and colour printing.

Connectivity Features

Network Connectivity and Standalone Capability

Equipped with Ethernet, Wi-Fi, RJ-11 fax, Wi-Fi Direct, NFC and USB 3.0, the WF-C869R is perfect for office environment. Wi-Fi Direct acts as an access point, allowing up to four devices to connect directly to the printer at a time. And with EpsonNet Config, you can easily change your network settings remotely.



Epson Connect Enabled

Wirelessly print your documents from anywhere in the world with Epson Connect's wide range of features:

- **Epson iPrint** – Print from and scan directly to your smart device or online cloud storage services.
- **Epson Email Print** – Print to any Email Print-enabled Epson printer from any device or PC with email access.
- **Remote Print Driver** – Print to a compatible Epson printer anywhere in the world via the Internet using a PC with Remote Print driver or from mobile devices via the Epson iPrint app.
- **Scan to Cloud** – Share your scans through email or store them online in cloud storage services.

Other mobile solutions:

- **Apple® AirPrint™**
- **Google Cloud Print™**
- **Mopria™ Print Service**

Convenient Ease of Use



Automatic Duplex Printing

Supports automatic duplex printing of up to 16 ipm for A4 and 11 ipm for A3, reducing paper wastage.



5" LCD Screen

Experience easy set-up and PC-less operation with a 5" colour touch screen.



USB Host Function

Comes equipped with a USB port so you can print, scan and save faxes directly to your memory devices.



One-pass Duplex Scanner

Scan with impressive speed in both simplex and duplex. The dual CIS technology allows duplex scanning in a single pass, resulting in significant improvements in office productivity.



Optional Authentication Device Table

An optional Authentication Device Table for placement of the card reader* allows convenient tapping of ID cards.

*Card Reader not included.

NFC Enabled*

Near Field Communication (NFC) enables users to conveniently print or scan by touching a compatible device to the printer. The WorkForce WF-C869R supports the following NFC functions:

- **Tap to Install:** If Epson iPrint is not installed in your Android Device, touching the device to the printer opens the Epson iPrint installation page in Google Play Store.
- **Touch to Launch:** If Epson iPrint is already installed in your Android device, touching the device to the printer launches it.
- **Touch to Print / Scan:** Select the function within Epson iPrint on your Android device, then touch the printer to print the selected photo or scan a document placed on the scanner.

*For compatible Android™ devices only.

Robust Security Features

Limited Access Function

Reduce risk of information leaks by limiting the access to functions for up to 10 user accounts.

LDAP Address Book

Prevent information leaks by using the address book registered in the LDAP server to accurately select recipient E-mail addresses.

Secured Printing with PIN Release

Print confidential documents by setting a PIN to a print job for release on the printer panel.

IP Address Filter

Secure your documents by preventing unauthorised devices from connecting to the printer.

Panel Admin Mode

Set a password to access and change administrator settings for the printer. This prevents unauthorised users from changing the printer settings.

Efficient Print Job Management

With our convenient and accessible print management features, printing across your work groups has never been easier.

Print Job Arranger Lite

This printing tool allows users to merge multiple print jobs and change print settings such as double-side printing, orientation, colour mode and multi-page layout up to 4-up. Users can also rearrange the page order of print jobs between applications.

Print Job Interruption

With this feature, users can interrupt the print queue when there is an urgent print job. Interrupted print jobs are paused and can be resumed later once the urgent tasks are completed. In addition, users can cancel the print job from the control panel even when the printer is in the process of printing.

Page Recovery

Minimise downtime and missing pages if a printer error occurs. The printer will automatically restart the printing from the last printed sheet once the error has been rectified.

Optional Software

Epson Device Admin

With Epson Device Admin, you can now manage, monitor and configure your Epson device fleet easily. It is compatible with a large range of networked printers and scanners, and all information can be viewed via one smart, intuitive interface.

Epson Device Admin Functions:

- Manage Epson devices in groups.
- Receive automatic alerts when the device runs out of consumables or faces an error for quick response.
- Generate reports automatically for cost-savings activities or implementing managed print services.
- Configure multiple devices efficiently with templates to simplify large deployments.

Epson Print Admin

Epson Print Admin helps to reduce cost through user restriction, cost-setting and rules-based printing. This software increases security through authentication or identification of each user, limits functions for each user, sets rules for printing and generates usage reports for auditing.

Document Capture Pro*

Easily scan, view, edit, save, manage and transfer scanned documents. The software optically recognises barcodes, characters and blank pages in scanned documents to separate them into different folders. It allows you to create up to 30 customised job settings, making multiple scan jobs a breeze.

*Limited functionality for Mac version of Document Capture software.

Document Capture Pro Server**

Document Capture Pro Server helps to centralise your scanning and manage your fleet of scanners without the need to install drivers on individual computers.

**Only for Windows Server OS.

MODEL NUMBER	WF-C869R
Printing	
Maximum Resolution	4,800 x 1,200 dpi (with Variable-Sized Droplet Technology)
Print Speed*	
Max Draft Text - Memo (A4)	Approx. 35 ppm / 35 ppm (Black ^{†1} / Colour ^{†2})
ISO 24734, A4, Simplex A4, Duplex	Approx. 24 ipm / 24 ipm (Black / Colour), Approx. 16 ipm / 16 ipm (Black / Colour)
ISO 24734.2, A3, Simplex Warm-up, A3, Duplex	Approx. 13 ipm / 13 ipm (Black / Colour), Approx. 11 ipm / 11 ipm (Black / Colour)
First Page Out Time	0 (zero) seconds
Printer Control Language Emulations	Approx. 6.0 sec / 6.0 sec (Black / Colour)
Maximum Monthly Duty Cycle	PCL5c / PCL6 / PostScript3 / PDF (ver1.7), ESC/P-R
Automatic 2-sided printing	75,000 pages per month
	Yes
Copying	
Copy Speed	
ISO 29183, A4, Simplex (Flatbed)	Approx. 22 ipm / 21 ipm (Black / Colour)
ISO 24735, A4, Simplex (ADF) Duplex (ADF)	Approx. 22 ipm / 21 ipm (Black / Colour), Approx. 15 ipm / 15 ipm (Black / Colour)
Maximum Copies from Standalone	999 copies
Max Copy Resolution	600 x 600 dpi
Reduction/Enlargement	25 - 400%, Auto Fit Function
Copy Paper Size (Flatbed)	A3, B4, Legal, Letter, A4, B5, A5, B6, A6, 16K, 8K, 13x18cm, 16:9, 10x15cm, #10, DL, C4, C6
Scanning	
Scanner and Sensor Type	Flatbed Colour Image Scanner
Optical Resolution	1,200 x 2,400 dpi
Maximum Scan Area	297.18 x 431.8 mm (11.7 x 17")
Scanner Bit Depth	
Colour	30-bit input, 24-bit output
Grayscale	10-bit input, 8-bit output
Black & white	10-bit input, 1-bit output
Scan Features	Scan to Memory Device, Scan to Network Folder/FTP, Scan to Email, Scan to Computer (Document Capture Pro), Scan to Computer (WSD)
Scan Speed (A4 Landscape)	Flatbed ADF Simplex ADF Duplex
Monochrome	4.0 sec 25 ppm 45 ipm
Colour	5.0 sec 25 ppm 45 ipm
ADF Function	
Support Paper Thickness; Capacity, Automatic 2-sided Scan / Copy / Fax	52-128 g/m ² , 50 pages (80 g/m ²), Yes, single-pass duplex
Fax Function	
Receive Memory / Page Memory	6 MB, Page Memory Up to 550 pages (ITU-T No.1 chart)
Fax Speed (Data Transfer Rate)	Up to 33.6 kbps, Approx. 3 sec/page
Transmission Paper Size	
Flatbed	A5, Half Letter, B5, Letter, A4, Legal, B4, A3, 11 x 17"
ADF	A5, B5, Letter, A4, Legal, B4, A3, 11 x 17"
Receiving Paper Size	A5, Half Letter, B5, Letter, A4, Legal, B4, A3, 11 x 17"
Fax Features	PC Fax (Transmission/Receive), Automatic Redial, Address Book, Delay Send, Transmit Reservation (200 cases), Broadcast Fax (Mono Only), speed dial up to 2000, Group dial 1999
Paper Handling	
Number of Paper Trays	3 (Front 2, Rear 1)
Paper Hold Capacity	
Input Capacity	Up to 835 sheets (80 g/m ²) (Cassette 1: 250 sheets + Cassette 2: 500 sheets + Rear Slot: 85 sheets)
Maximum Input Capacity	Up to 1,835 sheets (80 g/m ²) (Cassette 1: 250 sheets + Cassette 2: 500 sheets + Rear Slot: 85 sheets + 2 x Optional Cassettes: 500 x 2 sheets)
Output Capacity	250 sheets
Paper Size	A3+, A3, A4, B5, A5, A6, 5x7", 4x6", Legal, Letter, Envelopes: #10, DL, C6, C4
Maximum Paper Size	A3+, 329 x 1200 mm (12.95 x 47.24")
Network Interface	
	Super-speed USB 3.0, Wi-Fi Direct
	Ethernet (1000BASE-T/100BASE-TX/10BASE-T), Wi-Fi (IEEE 802.11b/g/n), TCP/IPv4, TCP/IPv6, LPD, IPP, PORT9100, WSD
Network Protocols	Network Management protocols SNMP, HTTP, DHCP, BOOTP, APIPA, PING, DDNS, mDNS, SNT, SLP, WSD, LLTD
	Limit Access Function, PIN No. Certification, LDAP Address Book, IP Address Filtering, Panel Admin Mode
Security Features	
USB Host Function	
USB Host	USB Host (Scan to Memory Device / Storage Function)
Mobile and Remote Printing	
Control Panel	Epson iPrint, Epson Email Print, Remote Print Driver, Scan to Cloud, Apple AirPrint, Google Cloud Print, Mopria Print Service
LCD Screen	5.0" / 12.7cm TFT Colour LCD
Printer Software	
Operating System Compatibility	Windows XP / Vista / 7 / 8 / 8.1 / 10, Windows Server 2003 / 2008 / 2012, Only Printing and Scanning Functions are supported for Windows Server OS
	Mac OS X 10.6.8 or later
Electrical Specifications	
Rated Voltage / Frequency	100 - 240 V Universal, 50 - 60 Hz
Power Consumption	
Operating	40W
Standby	20W
Sleep	1.6W
Power off	0.45W
Noise Level	
PC Printing/ Premium Glossy	5.4 B(A), 38 dB(A), 6.6 B(A), 49 dB(A)
Photo Paper Best Photo	
PC Printing/ Plain Paper Default ?	
Warranty	
3YW869R	Additional 2 Year CoverPlus Warranty (Up to 3 years) includes all Parts & labour for WF-C869R & WF-C869RTC
5YW869R	Additional 4 Year CoverPlus Warranty (Up to 5 years) includes all Parts & labour for WF-C869R & WF-C869RTC

Dimensions & Weight

WorkForce WF-C869R
Weight: 64.1kg (141.3lb)



WorkForce WF-C869RTC (with 2 x Optional Paper Cassettes & Cabinet)
Weight: 111.5kg (245.8lb)



*1 Print speed (Pages Per Minute) is calculated when printed on A4 plain paper in the fastest mode. Print speed may vary depending on system configuration, print mode, document complexity, software, type of paper used and connectivity. Print speed does not include processing time on host computer.



*2 Default mode in accordance with ISO7779 for MFPs.

© 2018 Epson Australia Pte Ltd. All Rights Reserved. Reproduction in part or in whole, without the written permission from Epson, is strictly prohibited. EPSON and EXCEED YOUR VISION are registered trademarks of Seiko Epson Corporation. All other products names and other company names used herein are for identification purposes only and are the trademarks or registered trademarks of their respective owners. Epson disclaims any and all rights in those marks. Print samples shown are simulations only. Specifications and product availability are subject to change without notice and may vary between countries. Please check with local Epson offices for more information.

Apple, iPad and iPhone are trademarks of Apple Inc., registered in the U.S. and other countries. App Store is a service mark of Apple Inc.

Android is a trademark of Google Inc.

Epson CoverPlus

Fast. Reliable. Professional